

# JuliaPro Frequently Asked Questions

This document captures the frequently asked questions around JuliaPro installation and usage.

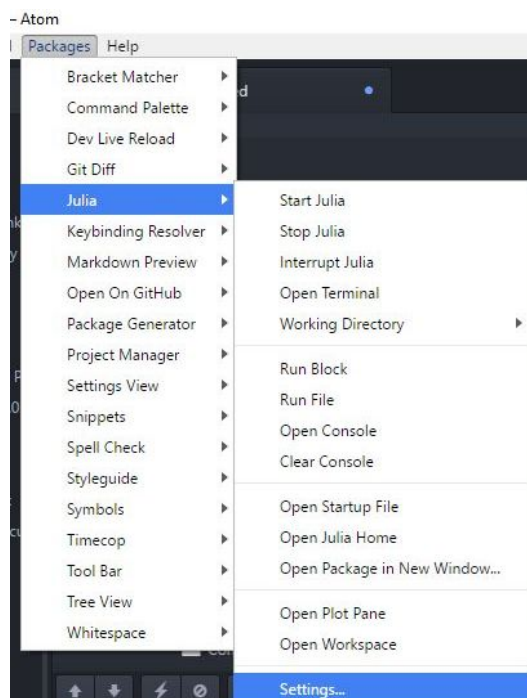
## Windows:

**When I open Juno, I immediately get a warning message saying "PowerShell version < 3 encountered. Running without wrapper (interrupts won't work)?"**

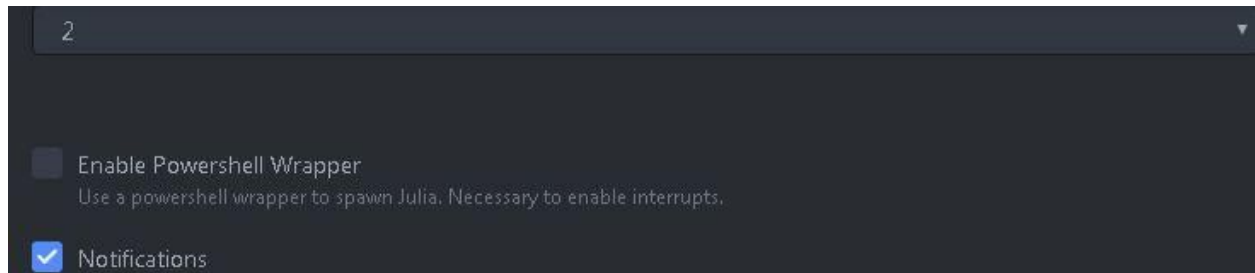
You're seeing this warning because you're using an older version of PowerShell, in order to resolve this issue, you can either upgrade PowerShell to the latest stable version or disable "PowerShell wrappers" in Juno to avoid seeing this warning, only Interrupts feature will be affected if you disable "PowerShell wrappers", other IDE functionalities shouldn't be affected by this.

Following screenshots will guide you on how to disable "PowerShell wrappers"

**Step 1:-** Open your Atom IDE and click on **Packages -> Julia -> Settings**



**Step 2:-** Scroll down (Or up) to find a checkbox named "Enable PowerShell Wrappers", disable this checkbox



**During JuliaPro installation, I agreed to the software license terms, how can I review this license after the installation ?**

You can find the license agreement file in your JuliaPro installation directory.

Example:- If you had installed JuliaPro in **C:\JuliaPro-0.5.0.4** , then the license.rtf file would be located in following path:

**C:\JuliaPro-0.5.0.4\license.rtf**

**Is the free version of JuliaPro allowed for enterprise / commercial use?**

Yes, you can use JuliaPro to develop enterprise or commercial applications.

***I'm trying to install JuliaPro, the installation process hangs up and never completes?***

This issue could have occurred for multiple reasons

- **Conflict with your security system:-** we launch a Julia process and run a postinstall script that's written in Julia, the security system/settings on your computer might be blocking the installer from creating additional processes which could have lead to this issue. In order to resolve this, we suggest you to add JuliaPro into your security system's whitelist.
- **Lack of permission over the installation directory:-** This issue might occur, if you're trying to install JuliaPro onto a location which requires admin access (Example:-

C:\Program Files, C:\, etc) but you initiated the installation as a standard user, you can resolve this issue by installing JuliaPro in Admin mode or by contacting your administrator for appropriate permissions because your system administrator might have imposed a Group Policy setting which do not allow end-users to install softwares onto certain locations.

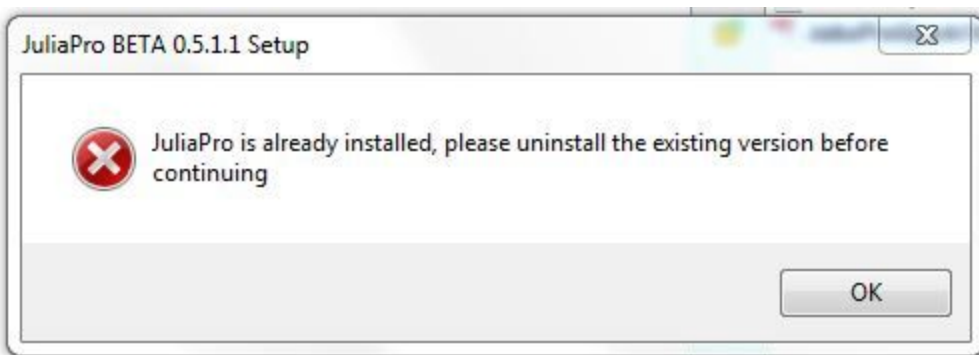
**Can I install free version of JuliaPro onto a shared location where all my users can access JuliaPro from a single installation?**

Yes, you can.

**I downloaded JuliaPro for Windows, my antivirus heuristic functionality is warning me about potential Virus when I try to install JuliaPro?**

Please check the digital signature of the binary that you're trying to install (You can right click on the binary and go to properties to check the digital signature), if the digital signature is valid and it was signed by "Julia Computing, Inc." then you can add the installer binary to your Anti-virus white list. We do perform Anti-Virus scans on all our JuliaPro binaries before releasing them, so you can be assured that the installers available on our website are Virus free

**I am unable to install JuliaPro, I am encountering following error message "JuliaPro is already installed, please uninstall the existing version before continuing" when I try to install JuliaPro?**



You're encountering this issue because you already have JuliaPro installed, you cannot have 2 simultaneous installations of JuliaPro if they are of same version.

Example:- You can have JuliaPro v0.5.0.1 and JuliaPro v0.5.1.1 installed simultaneously, but you cannot reinstall JuliaPro v0.5.1.1 if this version is already installed.

In order to resolve this issue, uninstall JuliaPro using Add/Remove programs and try reinstalling it, if you're unable to find JuliaPro in Add/Remove programs or if your JuliaPro installation folder is corrupted, you can manually remove the JuliaPro registry keys to resolve this issue.

Please follow these steps to remove JuliaPro registry keys

1. Open Windows Registry editor (Type **regedit** in Start Menu to find Windows Registry editor)
2. Take a backup of your existing registries (File -> Export -> Select Export Range = All)
3. Search for following registry entries in your Windows Registry editor and delete them
  - **HKEY\_CURRENT\_USER\SOFTWARE\JuliaPro**
  - **HKEY\_LOCAL\_MACHINE\SOFTWARE\JuliaPro**

It's ok if you're unable to find either one the aforementioned registry entries (**HKEY\_CURRENT\_USER** or **HKEY\_LOCAL\_MACHINE**) , delete the one that exists. After deleting the registry entries, you can try reinstalling JuliaPro, it should go through.

### **Where can I download JuliaPro for my 32 bit Windows Operating System?**

We are not building 32 bit JuliaPro at the moment, the only version that's available on Windows is 64 bit.

### **Can I install multiple versions of JuliaPro on my Windows Operating System?**

Yes, you can have multiple versions of JuliaPro installed on your Windows OS.

### **I have stand alone version of Julia installed on my computer, will installing JuliaPro interfere with my existing installation?**

No, installing JuliaPro should not interfere with your existing Julia installation as JuliaPro maintains it's own version of Julia & JuliaPro packages and these packages are stored in your JuliaPro installation directory.

## **Mac:**

### **Is the free version of JuliaPro allowed for enterprise / commercial use?**

Yes, you can use JuliaPro to develop enterprise or commercial applications.

### **I'm unable to run JuliaPro with a standard user account, it runs perfectly from an admin account?**

Most likely reason for this issue is lack of appropriate permission on the installation directory, you can resolve this issue by changing the permission using following command

```
sudo chown -R <your login name>:staff /Applications/JuliaPro-<JuliaPro_version>.app/
```

Example:-

```
sudo chown -R John:staff /Applications/JuliaPro-0.6.0.1.app/
```

Where “John” is your username followed by JuliaPro install location.

### **Can I install free version of JuliaPro onto a shared location where all my users can access JuliaPro from a single installation?**

Yes, you can

### **What is the minimum version of Python required ?**

The minimum version required is 2.7.12.

### **What is the minimum version of pip required ?**

The minimum version required is 9.0.1. This is installed during installation. However, if there are older versions of pip already available then some of the pip packages may not install and the installation process may fail. If the older versions of pip are either removed or disabled then the installation will go through.

### **I'm encountering following error while installing JuliaPro “xcrun: error: invalid active developer path (/Library/Developer/CommandLineTools)” ?**

**OR**

### **I'm encountering an error stating installation failed?**

You encounter xcrun errors if you haven't installed Xcode command line tools. Xcode command line is a prerequisite to JuliaPro on Mac, installation failures occur if this prerequisite is not satisfied.

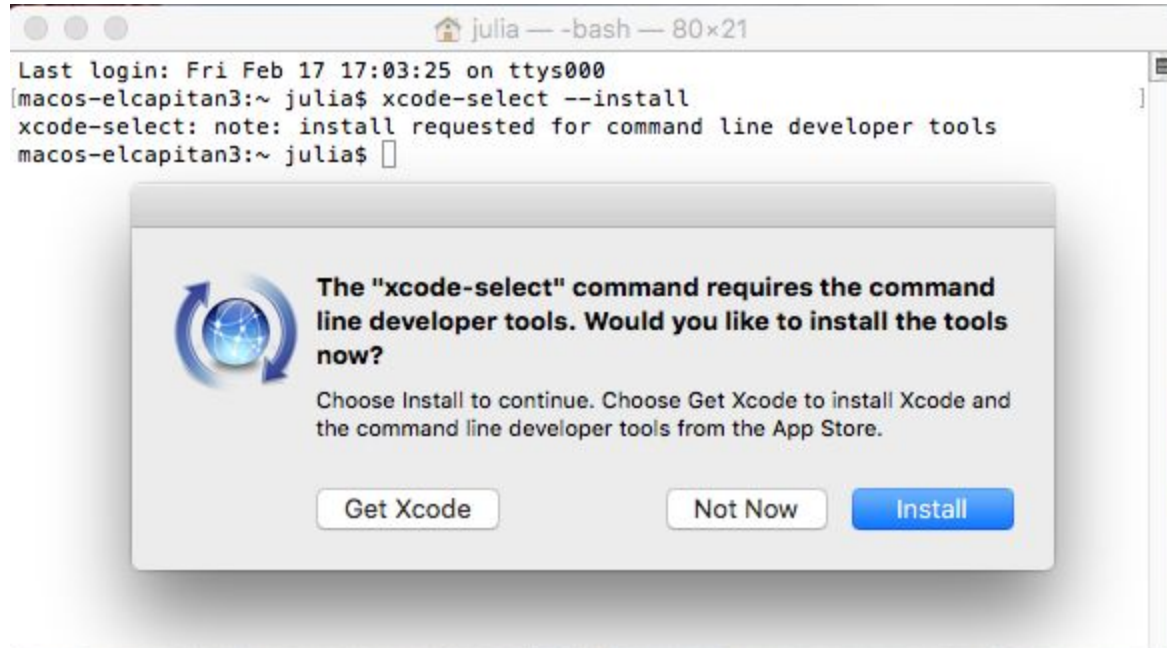
To install the Xcode command line tools, first open a Terminal window.

To launch a Terminal window from within OSX, first click on the Launchpad icon in the Dock on your desktop, then click the "Other" icon, and select the "Terminal" application.

At the Terminal prompt, execute the following command:

```
$ xcode-select --install
```

If the Xcode command line tools are not already installed, then you will be prompted as to whether you would like to install them.



Click the "Install" button to install the Xcode command line tools. Also ensure that you accept the license once installed, you can execute following command to accept Xcode license terms

**sudo xcodebuild -license**

Installation failures may also occur if you're using an older version of PIP, in this case, you can either temporarily move your older version of PIP onto a different location until JuliaPro installation completes or you can upgrade PIP to the latest stable version.

**I downloaded JuliaPro on my Mac using Chrome/Safari, I got a file with extension “.mdlp” , how can I install JuliaPro using the .mdlp file?**

JuliaPro Mac binaries are shipped as a .pkg file , probably the file is being renamed by your browser or your OS after the download. Please check the size of .mdlp file, if it matches the JuliaPro binary size (We list size of all JuliaPro binaries on our download page) then you can go ahead and rename .mdlp to .pkg . Once the renaming is done, you can follow the “Quick Start Guide” to install JuliaPro on Mac.

## **Linux:**

### **Is the free version of JuliaPro allowed for enterprise / commercial use?**

Yes, you can use JuliaPro to develop enterprise or commercial applications.

### **What are the flavours of Linux supported ?**

JuliaPro is tested on CentOS7 and Ubuntu 14.04 and above. However, it should work on other flavours of linux too

### **What is the minimum version of Python required ?**

The minimum version required is 2.7.12.

### **What is the minimum version of pip required ?**

The minimum version required is 9.0.1. This is installed during installation. However, if there are older versions of pip already available then some of the pip packages may not install and the installation process may fail. If the older versions of pip are either removed or disabled then the installation will go through.

### **Can we install JuliaPro offline?**

Yes, starting JuliaPro-0.5.2.2 it is possible. The following steps are required:

- > export OFFLINE\_INSTALLATION=true
- > export JUPYTER=<path to jupyter>
- > export PYTHONPATH=<path to python>

If JUPYTER and PYTHONPATH are not set packages depending on python (e.g. IJulia) may not work.